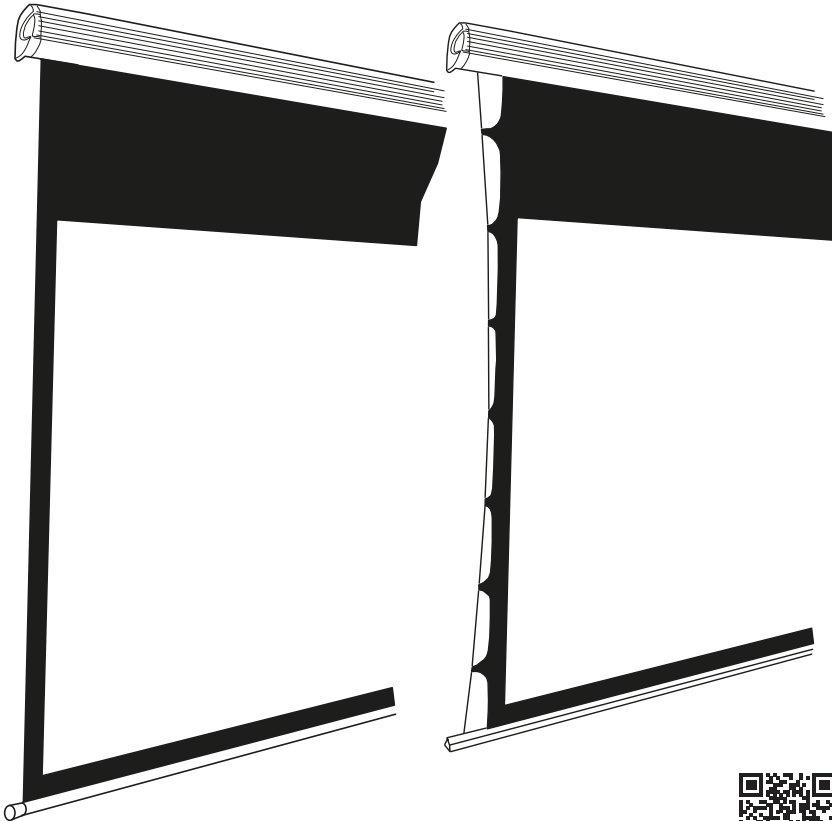



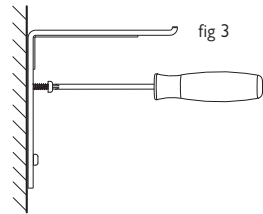
Diplomat Electric /
Diplomat TT



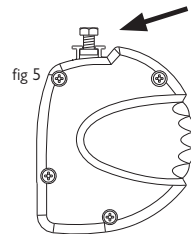
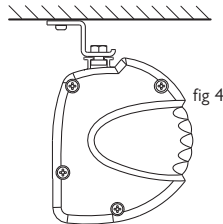
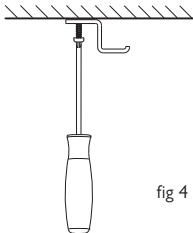
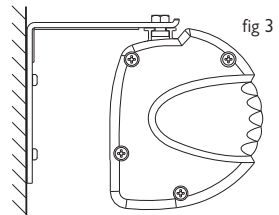
Assembly / Montering



EN: It shall be approximately 150mm from the edges to the brackets (fig 2). If there are three brackets included (only larger screens) the third bracket shall be placed in the middle. Mount the brackets on the wall (fig 3) or in the ceiling (fig 4). Place the nuts together with the screws in the track (fig 5). Mount the screen on the brackets and tighten the screws to 5Nm.



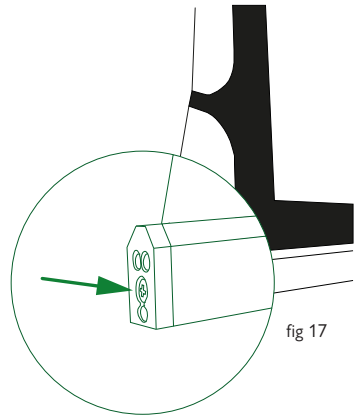
SE: Det ska vara cirka 150mm från kanterna till konsolerna (fig 2). Om det ingår tre konsoler (endast större filmdukar) ska den tredje konsolen placeras i mitten. Montera konsolerna på väggen (fig 3) eller i taket (fig 4). Placera muttrarna tillsammans med skruvarna i spåret (fig 5). Montera filmduken på konsolerna och spänn åt skruvarna till 5Nm.



Adjust tensioning / Trådjustering:

EN: To keep the surface flat you may need to adjust the tensioning as the surface will change with time and temperature. This is done with the tensioning screw marked in fig 17. It is adjustable with 1/6 turn increments. Only adjust it in a single increment at a time!

1. Carefully lift the bottom bar with a firm grip
2. Press the screw in 2-3mm to unlock it
3. Turn it clockwise to increase the tension, anti-clockwise to decrease it
4. Let the screw come out and lock again
5. Leave the screen to hang and set for a minute
6. Repeat procedure if necessary



SE: För att bibehålla ytan slät kan trådarnas spänning behöva justeras emellanåt. Detta beror på att dukmaterialet ändras med tid och temperatur. Justeringen görs med skruven som markerats i fig 17. Tråden kan justeras i 1/6-dels varv per steg. Justera endast med 1 steg åt gången!

1. Lyft försiktigt bottenprofilen med ett stadigt grepp
2. Tryck in skruven 2-3mm för att släppa låset
3. Vrid skruven medsols för att spänna tråden, motsols för att släppa efter
4. Släpp ut skruven så att den hakar i sitt lås igen
5. Låt duken hänga och "sätta sig" några minuter
6. Repetera om nödvändigt

Conformity of regulations

Enyroom AB manufactures AV equipment. Products are controlled and certified by the below listed regulations.

REACH

Registration, evaluation, authorisation and limitation of chemicals. Regulation (EC) No 1907/2006 of the European Parliament and of the European Council concerning the Registration, Evaluation, Authorisation and Restriction of Chemicals (REACH). All screen surfaces of Euroscreen® projection screens are approved by the REACH regulation.

ECHA

European Chemicals Agency (ECHA) gathers information on the properties of manufacturers and importers chemical substances, which will allow their safe handling, and to register the information in a central database.

Euroscreen® projection screens are printed with colours containing the following components:

CAS 1333-86-4, CAS 112-36-7, CAS 96-48-0, CAS 143-24-8, CAS 1559-34-8, CAS 2687-91-4, CAS 111-90-0, CAS 34590-94-8 and CAS 126-86-3. These are all approved by ECHA.

RoHS

Restriction of Hazardous Substances Directive (RoHS) directive restricts the use of six hazardous materials in the manufacture of various types of electronic and electrical equipment. All electrical devices used in Euroscreen® products are RoHS certified.

WEEE

The Waste Electrical and Electronic Equipment Directive (WEEE Directive) is the European Community directive 2002/96/EC on waste electrical and electronic equipment (WEEE) which, together with the RoHS Directive 2002/95/EC, setting collection, recycling and recovery targets for all types of electrical goods. Applicable Euroscreen® products are labeled with the WEEE symbol.

FTI

Producers responsibility for recycling of packaging material is regulated by SFS 2006:1273. The recycling process of packaging material is handled for its members by a central organization called FTI.

Enyroom AB is a member of FTI.

Declaration of Conformity

Enyroom AB confirms that Euroscreen® Electric meets Machinery Directive 2006/95/EG & EMC Directive 2004/108/EC.

This is an EN61140 Class I product with internal separation instead of protective conductor (EN61140 7.2.2 Note 2).

Euroscreens® are CE-approved.

Liftkomponenterna till LOKE uppfyller kraven i ISO3266 och Maskindirektivet 2006/42/EG.

REACH



RoHS



euoscreen®

A part of ENYROOM AB

www.euoscreens.se



ENYROOM AB

Västervägen 6 • SE-302 50 Halmstad, Sweden

Tel: +46 35-14 42 90 • info@enyroom.se

www.enyroom.se